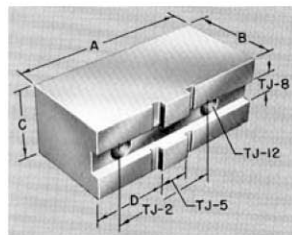


Number one in workholding, and in top jaws.

NOTE: You can machine and form Cushman top jaws for use on all chucks with American Standard, tongue and groove jaw design.

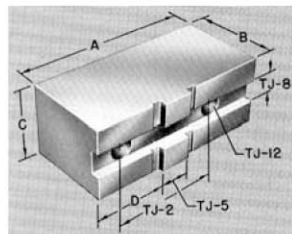
## Soft Blank Top Jaws

### American Standard Tongue and Groove Medium Duty - Rectangular



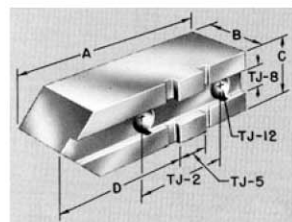
Chuck Size	Order by Jaw Model Number	STANDARD HEIGHT								EXTRA HIGH	
		DIMENSIONS				CRITICAL DIMENSIONS				Order by Jaw Model Number	Dim. B
		A	B	C	D	TJ-2	TJ-5	TJ-8	TJ-12		
6	0520144700	2-5/8	1-5/8	1-1/4	1-1/8	1-1/2	.499-.498	.315-.313	3/8	0520147100	3-3/8
8	0520145000	3-1/2	1-5/8	1-1/4	1-5/8	1-3/4	.499-.498	.315-.313	3/8	0520147400	3-3/8
10	0520145200	4-1/4	1-7/8	1-1/2	1-15/16	2-1/8	.749-.748	.503-.501	1/2	0520147600	3-3/8
12	0520145400	4-7/8	2-3/8	1-3/4	2-5/16	2-1/2	.749-.748	.503-.501	1/2	0520147800	3-7/8
15	0520145600	5-5/8	2-1/4	2	2-3/4	3	.749-.748	.503-.501	5/8	0520148000	3-3/4
18-21	0520145700	5-5/8	2-1/4	2	2-3/4	3	.749-.748	.503-.501	3/4	0520148100	3-3/4
24-36	0520145800	5-5/8	3-1/4	2-1/2	2-3/4	3	.749-.748	.503-.501	3/4	0520148200	4-3/4

### American Standard Tongue and Groove Heavy Duty - Rectangular



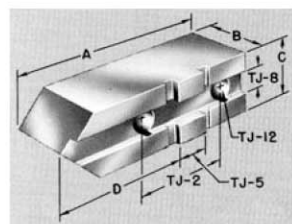
Chuck Size	Order by Jaw Model Number	STANDARD HEIGHT								EXTRA HIGH	
		DIMENSIONS				CRITICAL DIMENSIONS				Order by Jaw Model Number	Dim. B
		A	B	C	D	TJ-2	TJ-5	TJ-8	TJ-12		
6	0520144800	2-5/8	1-5/8	1-1/4	1-1/8	1-1/2	.499-.498	.315-.313	7/16	-	-
8	0520145100	3-1/2	1-7/8	1-1/2	1-5/8	1-3/4	.499-.498	.315-.313	1/2	0520147500	3-3/8
10	0520145300	4-1/4	2-3/8	1-3/4	1-15/16	2-1/8	.749-.748	.503-.501	5/8	0520147700	3-7/8
12	0520145500	4-7/8	2-3/8	2	2-5/16	2-1/2	.749-.748	.503-.501	5/8	0520147900	3-7/8
15-36	0520145700	5-5/8	2-1/4	2	2-3/4	3	.749-.748	.503-.501	3/4	0520148100	3-3/4
15-36	0520145800	5-5/8	3-1/4	2-1/2	2-3/4	3	.749-.748	.503-.501	3/4	0520148200	4-3/4

### American Standard Tongue and Groove Medium Duty - Long Pointed



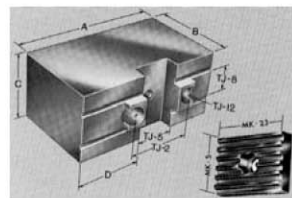
Chuck Size	Order by Jaw Model Number	STANDARD HEIGHT								EXTRA HIGH	
		DIMENSIONS				CRITICAL DIMENSIONS				Order by Jaw Model Number	Dim. B
		A	B	C	D	TJ-2	TJ-5	TJ-8	TJ-12		
6	0520145900	3-3/16	1-5/8	1-1/4	1-11/16	1-1/2	.499-.498	.315-.313	3/8	0520148300	3-3/8
8	0520146200	3-15/16	1-5/8	1-1/4	2-1/4	1-3/4	.499-.498	.315-.313	3/8	0520148600	3-3/8
10	0520146400	4-13/16	1-7/8	1-1/2	2-11/16	2-1/8	.749-.748	.503-.501	1/2	0520148800	3-3/8
12	0520146600	5-3/4	2-3/8	1-3/4	3-3/8	2-1/2	.749-.748	.503-.501	1/2	0520149000	3-7/8
15	0520146800	7-1/4	2-1/4	2	4-1/2	3	.749-.748	.503-.501	5/8	0520149500	3-3/4
18-36	0520151900	7-1/4	3-1/4	2-1/2	4-1/2	3	.749-.748	.503-.501	3/4	0520152000	4-3/4

### American Standard Tongue and Groove Heavy Duty - Long Pointed




Chuck Size	Order by Jaw Model Number	STANDARD HEIGHT								EXTRA HIGH	
		DIMENSIONS				CRITICAL DIMENSIONS				Order by Jaw Model Number	Dim. B
		A	B	C	D	TJ-2	TJ-5	TJ-8	TJ-12		
6	0520146000	3-3/16	1-5/8	1-1/4	1-11/16	1-1/2	.499-.498	.315-.313	7/16	0520148400	3-3/8
8	0520146300	3-15/16	1-7/8	1-1/2	2-1/4	1-3/4	.499-.498	.315-.313	1/2	0520148700	3-3/8
10	0520146500	4-13/16	2-3/8	1-3/4	2-11/16	2-1/8	.749-.748	.503-.501	5/8	0520148900	3-7/8
12	0520146700	5-3/4	2-3/8	2	3-3/8	2-1/2	.749-.748	.503-.501	5/8	0520149100	3-7/8
15	0520156900	7-1/4	2-1/4	2	4-1/2	3	.749-.748	.503-.501	3/4	0520149600	3-3/4
15-36	0520151900	7-1/4	3-1/4	2-1/2	4-1/2	3	.749-.748	.503-.501	3/4	0520152000	4-3/4

### American Standard Acme - Serrated



Chuck Size	Order by Jaw Model Number	ACME SERRATED JAWS								MASTER KEYS		
		DIMENSIONS				CRITICAL DIMENSIONS				Order by Jaw Model Number	Dim. MK-5	Dim. MK-23
		A	B	C	D	TJ-2	TJ-5	TJ-8	TJ-12			
10	2501307200	4-1/8	2-5/16	1-3/4	1-13/16	1-3/4	1.030	.750	1/2	2501091200	1.030	1-11/16
12	2501307100	4-1/8	2-5/16	1-3/4	1-13/16	2	1.030	.875	5/8	2501091200	1.030	1-11/16
15-18	2501307000	5-5/8	3-1/4	2-1/2	2-5/8	2-1/2	1.530	1.000	3/4	2501090700	1.530	2-1/16
21-24	2501306900	5-7/8	3-1/4	3	2-3/4	3	1.530	1.250	7/8	2501119900	1.530	2-7/16
										040082800	1.530	2-7/8

### American Standard Square - Serrated



Chuck Size	Order by Jaw Model Number	SQUARE SERRATED JAWS								MASTER KEYS		
		DIMENSIONS					CRITICAL DIMENSIONS			Chuck Size	Order by Key Model Number	
		A	B	C	D	E	TJ-2	TJ-5	TJ-8			TJ-12
8	0520457000	3	2	1-1/4	1-11/32	1/4-20	1-7/16	.746-.745	.503-.501	3/8	8	0522711600
10-12	0520457100	4	2-1/2	1-3/4	1-5/8	5/16-18	1-3/4	.995-.994	.753-.751	1/2	10-12	0522729900
15-18	0520457200	5	3	2-1/4	1-3/4	3/8-16	2-1/2	1.489-1.487	1.003-1.001	3/4	15-18	0522700500